

FRONT SIDE ELEVATION



SECTION-XX

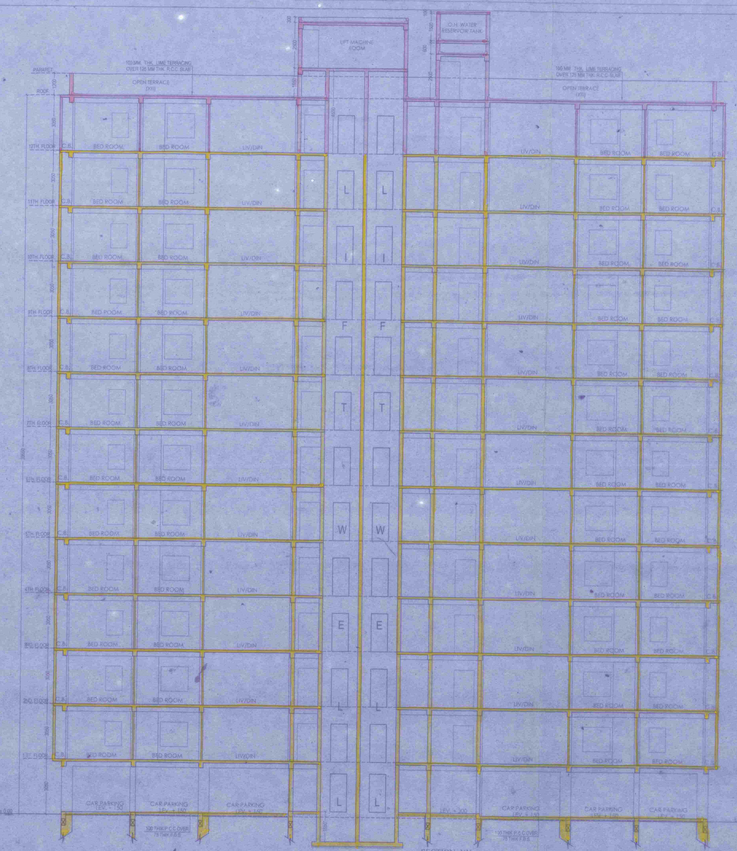

SECTION-YY

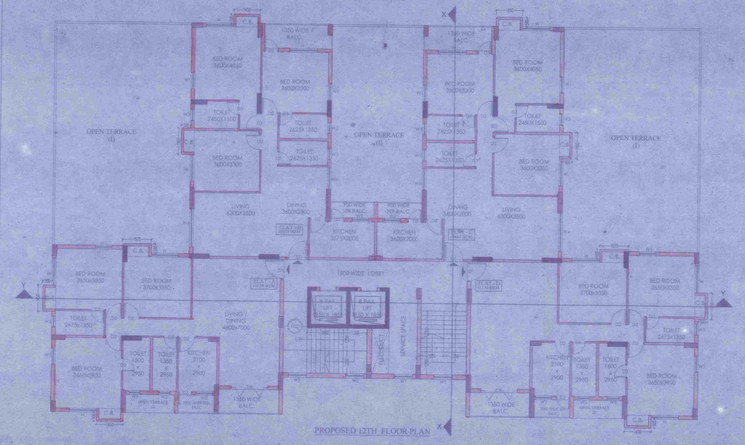

PROPOSED 12TH FLOOR PLAN

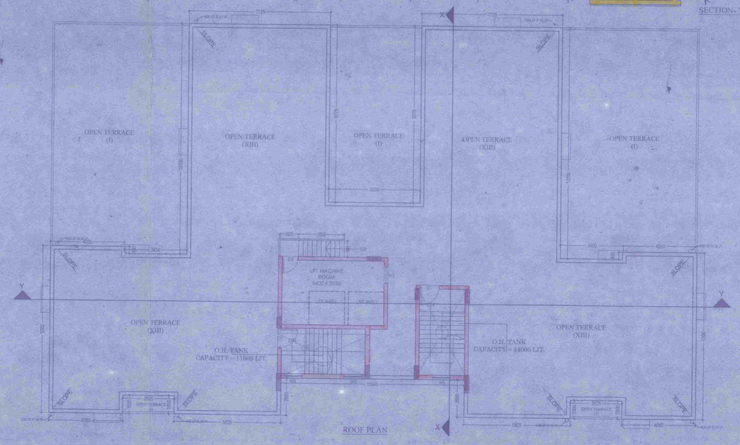

ROOF PLAN

FRONT SIDE ELEVATION

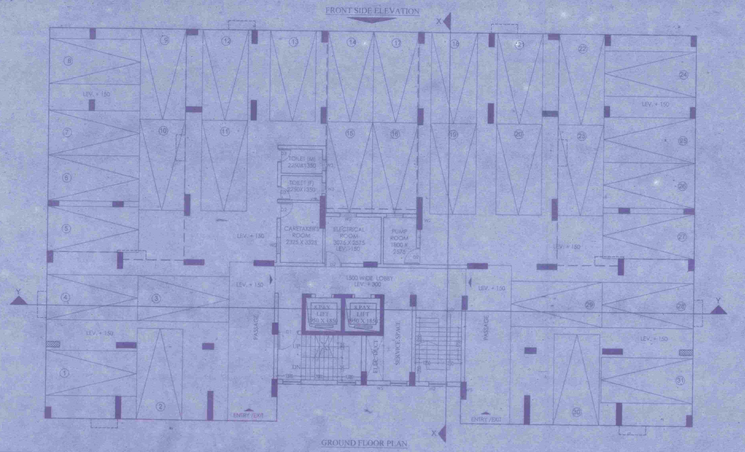

GROUND FLOOR PLAN

FRONT SIDE ELEVATION

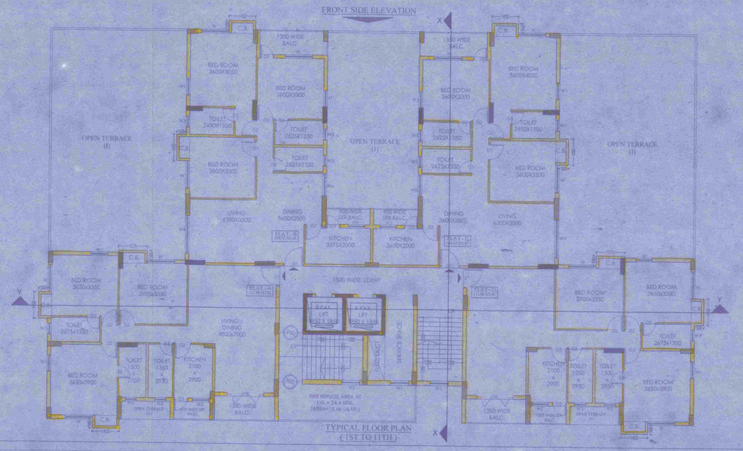

TYPICAL FLOOR PLAN
(1ST TO 11TH)

SPECIFICATIONS:-

1.ALL DIMENSIONS ARE IN MILLIMETRES UNLESS OTHERWISE STATED.
2.ALL EXTERNAL WALLS ARE 250/200 mm & ALL INTERNAL WALLS ARE 125/100 mm.
3.THE DEPTH OF S.E.&W.W. & SEPTIC TANK SHALL NEVER EXCEED THE DEPTH OF FOUNDATION.
4.BRICK WORK 250/200 cm WITH MORTAR 1:6 & BRICK WORK (25 cm & 6 cm) WITH MORTAR 1:4 MIX.
5.ALL CONCRETE OF R.C.C. WORKS AS SPECIFIED BY STRUCTURAL ENGINEER.
6.GRADE OF STEEL AS SPECIFIED BY THE STRUCTURAL ENGINEER.
7.ALL SORTS OF PRECAUTIONARY MEASURES WILL BE TAKEN AT THE TIME OF CONSTRUCTION.
8.FIXTURES ITEMS ARE AS PER I.S. SPECIFICATION.
9.THIS DRAWING SHALL BE READ IN CONJUNCTION WITH ALL OTHER RELEVANT DRAWINGS.

DOORS AND WINDOW SCHEDULE

SL.NO	LEGEND	SIZE	SPECIFICATION
01	D1	1100 X 2100	PANNEL DOOR
02	D2	900 X 2100	FLUSH DOOR
03	D3	750 X 2100	FLUSH DOOR
04	D4	2000 X 2100	FLUSH DOOR
05	PD2	1100 X 2100	AL PANNEL D
06	D7	1200 X 2100	FULL GLASS DOOR
07	W1	600 X 1200	SD
08	W2	900 X 600	SD
09	W3	600 X 600	SD
10	W4	2100X1200	SD
11	W5	1200X1200	SD
12	W6	1000 X 1200	SD

ALOK ROY
Enlisted Geotechnical Engineer
Rajpur-Sonarpur Municipality
Reg.- 008 / G.T. Eng. Class-I

SIGN. OF GEO-TECHNICAL ENGINEER

I HAVE REVIEWED / CHECKED THE STRUCTURAL DRAWING AND DESIGN DETAILS OF THE PROJECT WHICH HAS BEEN DONE CONSIDERING FOLLOWING I.S. CODE INCLUDING SEISMIC AND THE NATIONAL BUILDING CODE. I CERTIFY THAT THE STRUCTURE WILL BE SAFE & STABLE AGAINST ALL VERTICAL AND LATERAL LOADS AND WILL BE IN THE HEARTHQUAKE

Mrityunjay Kumar Roy

MR.M.C. ROY
B.C.E.(Hons) M.E.Sc. TECH (Kharagpur)
A.M.C.S.T., C.ENG. M.I.STRUCT.E (London)
Membership No. 01/00000
IEM Empanelled Structural Engineer
IN-SER / EMPANEL / 2020-21

SIGN. OF STRUCTURAL REVIEWER

THE STRUCTURAL DESIGN & DRAWINGS OF RCCC FOUNDATION & SUPER-STRUCTURE OF THE BUILDING HAS BEEN MADE BY ME CONSIDERING ALL POSSIBLE LOADS INCLUDING THE SEISMIC LOAD AS PER THE NATIONAL BUILDING CODE. I AM HAVE A CERTIFIED THAT IT IS SAFE & STABLE IN ALL ASPECT

Utpal Sarkar

Utpal Sarkar
B.E.(Civil), M.E.(Structural)
F.I.E.,F.I.V.,C.E.(I)
IEM Empanelled Structural Engineer
IN-SER / EMPANEL / 2020-21

SIGN. OF STRUCTURAL ENGINEER

OWNER : DEVALOKE DEVELOPERS LTD.

For DEVALOKE DEVELOPERS LTD.

Director

SIGN. OF OWNER

INDRANIL BASU
Registered Architect
Registration No.- CA/2015/51052

SIGN. OF ARCHITECT

PROJECT NAME:

PROPOSED ALTERATION & ADDITION OF ONE FLOOR OVER G+4 STORED RESIDENTIAL BUILDING TOWER (EXCEPT TOWER 1 & 2) AT HOLDING NO. 1117, L.R. DAG NO.-471,479,482,485,493,496,491,492,449,495,487,488, 480,489,451,452,453,494,357,497,498,500,499,482,483, 464,485,453,459,490,454,478,475,489,472,500,501,484, 448,448,435,436,447,1-10 L.R.KHATIAN NO.-1257,935, 1395,1342,1005,345,677,500,2480,948
MOUZA - JAGANNATHPUR,NISCHINTAPUR
TEBHARI, J.L. NO.-51,53,52, P.S.- SONARPUR
UNDER RAJPUR - SONARPUR
MUNICIPALITY WARD NO. -8
DIST.-24 PARGANAS (S), KOLKATA-700150

BUILDING SANCTION NO. -120/CB/08/48
DATED-24/04/2015, 184/REV/CB/08/16
DATED-20/01/2017

Subir Kumar, Basu
CONSULTING ARCHITECTS & ENGINEERS
4, BROAD STREET
KOLKATA-700019

SHEET TITLE TYPE - 2 (G+12)
TOWER -12,13,17,18 & 19
TYPICAL FLOOR PLAN, SECTION & ELEVATION

SIZE OF DRAWING (Actual Size)	SCALE	SHEET SIZE A2	DRAWING NO. REFERENCE	DATE	REVISED
594X420	1:100				

Checked by
Sub-Assistant Engineer
Local Office Engineer-in-Charge
RAJPUR-SONARPUR MUNICIPALITY

SIGN. OF EXE

FOR OFFICE USE

APPROVED
F. No. 180/RAJ/09/08/50 Dated 24/11/2023
Upto 24/11/2023

Malay Kumar Pal
Assistant Engineer Incharge P.W.D
RAJPUR-SONARPUR MUNICIPALITY

Dr. Pallab Da
Chairman